


The Adams & Westlake Company

CHICAGO

General Office and Works
ELKHART, INDIANA

NEW YORK



No. 1112½



No. 1112


No. 1112½ Switch Lamp with day targets.

No. 1112 Switch Lamp without day targets.

31 ounce oil fount. Lens sizes 4", 4½", 4¾", 5"
and 5¾".

No. 275 and 275½ Switch Lamps are identical except with
smaller 28 ounce oil fount.

Adlake No. 1112 Switch Lamp



Cross-section view showing construction details as described on page 3.

A. A. R. Plan 1440-B

The strongest and most efficient switch lamp ever made.

Adlake No. 1112 Switch Lamp

Adlake Square Top Non-Sweating Balanced Draft Ventilation has proven superior to all other types of signal lamp ventilation in over twenty years of satisfactory service. See Bulletin B-31 for further details.


The Square Vent Cone and Hoop are drawn and formed of heavy steel. Note how easily they can be removed for cleaning.

As important as efficient top ventilation is a wind-proof lamp body. Since a draft entering through the side of the body would most seriously affect the burner we have designed this lamp to open only at the top for servicing the burner and oil fount. As there are no parts in the body which open and close, the sides of the body are effectively and permanently sealed against drafts. The top fits closely to the top of the body to prevent the entry of any drafts and yet it opens easily for servicing the lamp. The hinge and hasp are very strong.

The body is drawn from two pieces of 18 gauge steel and its spherical shape provides additional strength. These two drawn parts are united by clinching the lens holders in place. It is the strongest type of signal lamp body.

After forming and assembling, all parts are given a heavy terne metal coating for protection from rust and to effectively seal all joints and seams.

ADLAKE NO. 275 SWITCH LAMP is our No. 1112 lamp with a fount adapter to accommodate our No. 66 28 ounce oil fount. The No. 1112 lamp is recommended because of its larger 31 ounce oil fount.



Repair Parts for Adlake No. 1112 Switch Lamp

Alternate Lens Assemblies

PART DESCRIPTION	LENS SIZES				
	4"	4 1/4"	4 1/2"	5"	5 1/2"
Lens Holder	Use 4 1/2"	Use 4 1/2"	P23219	P23306	P23365
Lens Gasket	P24-7-18	P24-7-19	P24-7-21	P24-7-26	P24-7-32
Reducing Ring	P23142
Lens Hoods	Use 4 1/2"	P23150	P23183	P23405	P231217
Coupling Ring for Lens Hoods	Use 4 1/2" Regular	Use 4 1/2" Regular	P23199 Regular	P23373 Regular	P23374 Regular
Coupling Ring for Day Targets	Use 4 1/2" Regular	Use 4 1/2" Regular	P231391 Regular	P23657 Special	P23658 Special
Inner Ring for Targets only	P23448	P23654	P23653

Day Targets—Specify lens diameter, outside diameter and color.

Lenses—Specify diameter, color, and type.

P233939 Top assembly with top hinge and hasp

P23177 Top and breast assembly with body hinge and hasp

P23183 Top cap

P2385 Bail

P23182 Bail ears

P23185 Top braces

P233471 Vent cone

P23204 Vent hoop

P23186 Hasp guard

P23189 Shoulder rivet

P23184 Spring hasp

P23190 Breast

P23197 Body hasp

P23181 Top hinge

P23193 Body hinge

P23191 Hasp catch

P23215 Peephole frame

P10-33-5 Peephole glass

P24-5-3 Peephole gasket

Longtime chimney—specify type

Longtime burner—specify type

P23212 Wick raiser (no targets)

P23647 Wick raiser for 9" targets

P23646 Wick raiser for 10" targets

P28-1-10 No. 1 solid hoop

P23113 Longtime wick

P2346 No. 2 filler cap with handle

P28-1-38 No. 2 filler collar

P2322 No. 119 fount, 31 oz. 4 1/4" high for No. 1112

P2323 No. 66 fount, 23 oz. 4" high for No. 275

P234060 Fount adapter for No. 275 (since 1938)



Base Socket Spring
as specified



P18-18-45
Socket
set screw

ADLAKE No. 1112 SWITCH LAMP

Parts for No. 275 lamp are the same as for
No. 1112 lamp except for the fount